

Product Change Notice (PCN)

Date: 12/28/2022

PCN Number: PCN-0450904R-01

To Our Customers:

We appreciate your use of our products. Our commitment in maintaining and improving processes is demonstrated by plans to enhance our product quality, reliability, and manufacturability. The purpose of this notice is to inform you of a product change.

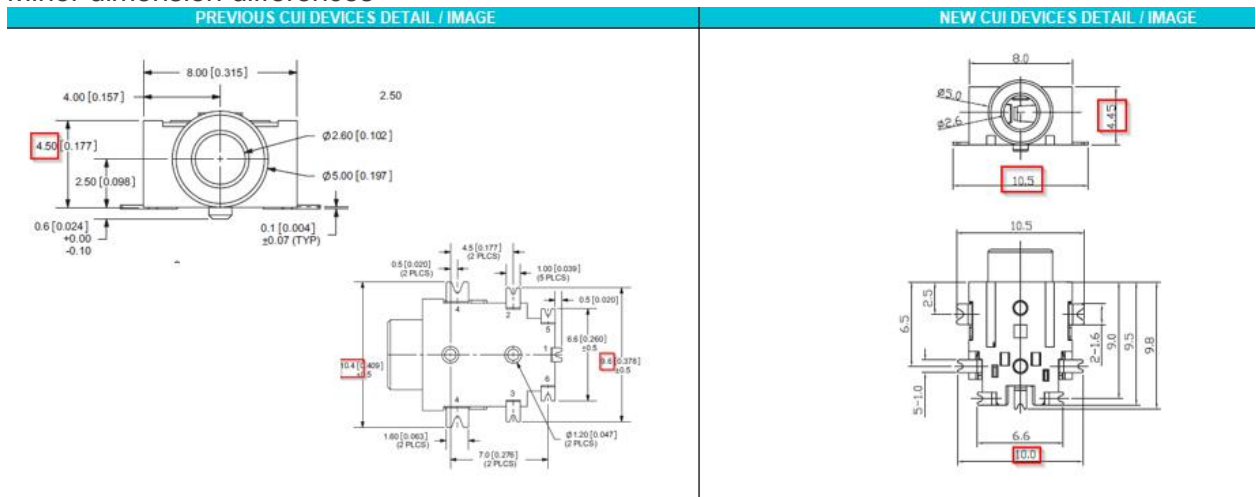
Product(s) Affected:

SJ1-42534-SMT-TR, SJ1-42535TS-SMT-TR, SJ1-42536-SMT-TR

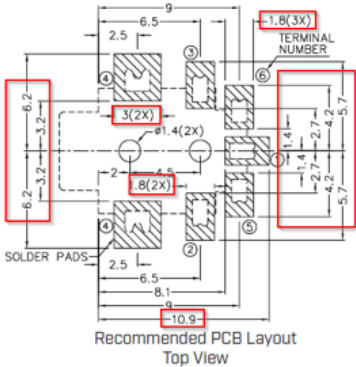
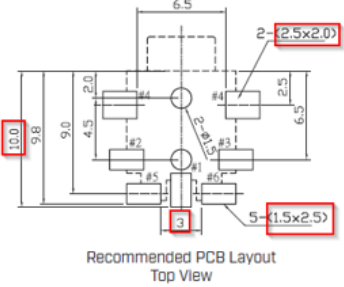
Reason(s) for Change: *Manufacturing process improvements*

Description of Change:

1. Minor dimension differences



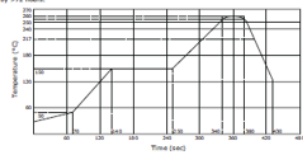

2. PCB pad size differs

PREVIOUS CUI DEVICES DETAIL / IMAGE	NEW CUI DEVICES DETAIL / IMAGE
 <p>Recommended PCB Layout Top View</p>	 <p>Recommended PCB Layout Top View</p>

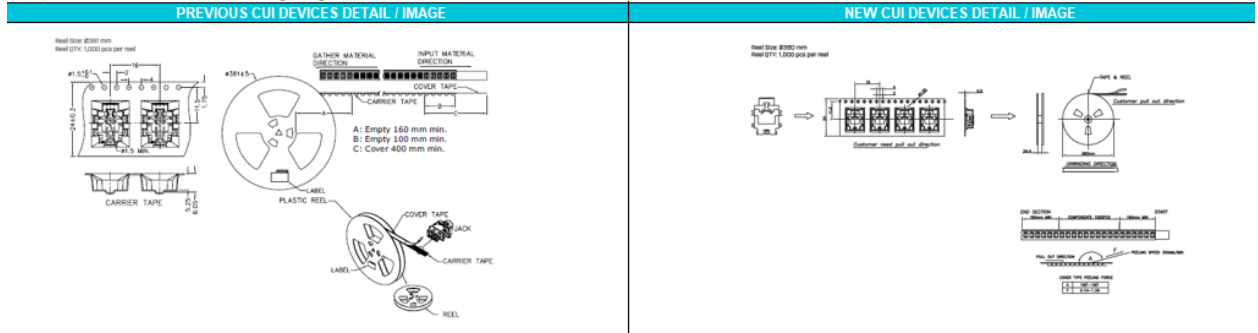
3. Housing material differs

PREVIOUS CUI DEVICES DETAIL / IMAGE	NEW CUI DEVICES DETAIL / IMAGE																																																
<table border="1"> <thead> <tr> <th></th> <th>MATERIAL</th> <th>PLATING</th> </tr> </thead> <tbody> <tr> <td>terminal 1</td> <td>copper alloy</td> <td>silver</td> </tr> <tr> <td>terminal 2</td> <td>copper alloy</td> <td>silver</td> </tr> <tr> <td>terminal 3</td> <td>copper alloy</td> <td>silver</td> </tr> <tr> <td>terminal 4</td> <td>copper alloy</td> <td>silver</td> </tr> <tr> <td>terminal 5</td> <td>brass</td> <td>silver</td> </tr> <tr> <td>terminal 6</td> <td>brass</td> <td>silver</td> </tr> <tr> <td>plastic</td> <td>PABT or equivalent</td> <td></td> </tr> </tbody> </table>		MATERIAL	PLATING	terminal 1	copper alloy	silver	terminal 2	copper alloy	silver	terminal 3	copper alloy	silver	terminal 4	copper alloy	silver	terminal 5	brass	silver	terminal 6	brass	silver	plastic	PABT or equivalent		<table border="1"> <thead> <tr> <th>DESCRIPTION</th> <th>MATERIAL</th> <th>PLATING/COLOR</th> </tr> </thead> <tbody> <tr> <td>terminal 1</td> <td>QSn6.5 t=0.25</td> <td>silver over nickel</td> </tr> <tr> <td>terminal 2</td> <td>stainless steel t=0.20</td> <td>silver over nickel</td> </tr> <tr> <td>terminal 3</td> <td>stainless steel t=0.20</td> <td>silver over nickel</td> </tr> <tr> <td>terminal 4</td> <td>QSn6.5 t=0.20</td> <td>silver over nickel</td> </tr> <tr> <td>terminal 5</td> <td>brass t=0.20</td> <td>silver over nickel</td> </tr> <tr> <td>terminal 6</td> <td>brass t=0.20</td> <td>silver over nickel</td> </tr> <tr> <td>housing</td> <td>PABT (UL94V-0)</td> <td>black</td> </tr> </tbody> </table>	DESCRIPTION	MATERIAL	PLATING/COLOR	terminal 1	QSn6.5 t=0.25	silver over nickel	terminal 2	stainless steel t=0.20	silver over nickel	terminal 3	stainless steel t=0.20	silver over nickel	terminal 4	QSn6.5 t=0.20	silver over nickel	terminal 5	brass t=0.20	silver over nickel	terminal 6	brass t=0.20	silver over nickel	housing	PABT (UL94V-0)	black
	MATERIAL	PLATING																																															
terminal 1	copper alloy	silver																																															
terminal 2	copper alloy	silver																																															
terminal 3	copper alloy	silver																																															
terminal 4	copper alloy	silver																																															
terminal 5	brass	silver																																															
terminal 6	brass	silver																																															
plastic	PABT or equivalent																																																
DESCRIPTION	MATERIAL	PLATING/COLOR																																															
terminal 1	QSn6.5 t=0.25	silver over nickel																																															
terminal 2	stainless steel t=0.20	silver over nickel																																															
terminal 3	stainless steel t=0.20	silver over nickel																																															
terminal 4	QSn6.5 t=0.20	silver over nickel																																															
terminal 5	brass t=0.20	silver over nickel																																															
terminal 6	brass t=0.20	silver over nickel																																															
housing	PABT (UL94V-0)	black																																															

4. Reflow Soldering Difference

PREVIOUS CUI DEVICES DETAIL / IMAGE	NEW CUI DEVICES DETAIL / IMAGE																																										
<p>SOLDERABILITY</p> <table border="1"> <thead> <tr> <th>parameter</th> <th>conditions/description</th> <th>min</th> <th>typ</th> <th>max</th> <th>units</th> </tr> </thead> <tbody> <tr> <td>refl storage</td> <td>at relative humidity <80%</td> <td></td> <td></td> <td>40</td> <td>°C</td> </tr> <tr> <td>reflow soldering¹</td> <td>see reflow profile</td> <td>255</td> <td>260</td> <td>265</td> <td>°C</td> </tr> <tr> <td>drying conditions²</td> <td>parts on reel: bake at 40°C ±5°C for 72 hours parts removed from reel: bake at 40°C ±5°C for 10 hours</td> <td></td> <td></td> <td></td> <td></td> </tr> </tbody> </table> <p>Notes: 3. Must reflow solder within 72 hours from opening vacuum packaging at a temperature <30°C & relative humidity <60%. 4. When exceeding floor life by >72 hours.</p> 	parameter	conditions/description	min	typ	max	units	refl storage	at relative humidity <80%			40	°C	reflow soldering ¹	see reflow profile	255	260	265	°C	drying conditions ²	parts on reel: bake at 40°C ±5°C for 72 hours parts removed from reel: bake at 40°C ±5°C for 10 hours					<p>SOLDERABILITY</p> <table border="1"> <thead> <tr> <th>parameter</th> <th>conditions/description</th> <th>min</th> <th>typ</th> <th>max</th> <th>units</th> </tr> </thead> <tbody> <tr> <td>refl storage</td> <td>5-25°C, 60-75% humidity</td> <td></td> <td></td> <td>40</td> <td>°C</td> </tr> <tr> <td>reflow soldering</td> <td>see reflow profile</td> <td>255</td> <td>260</td> <td></td> <td>°C</td> </tr> </tbody> </table> <p>Note: 1. CUI Devices recommends usage of the product within 24 hours after 100 is opened. After 24 hours, CUI Devices recommends drying the parts prior to use.</p> 	parameter	conditions/description	min	typ	max	units	refl storage	5-25°C, 60-75% humidity			40	°C	reflow soldering	see reflow profile	255	260		°C
parameter	conditions/description	min	typ	max	units																																						
refl storage	at relative humidity <80%			40	°C																																						
reflow soldering ¹	see reflow profile	255	260	265	°C																																						
drying conditions ²	parts on reel: bake at 40°C ±5°C for 72 hours parts removed from reel: bake at 40°C ±5°C for 10 hours																																										
parameter	conditions/description	min	typ	max	units																																						
refl storage	5-25°C, 60-75% humidity			40	°C																																						
reflow soldering	see reflow profile	255	260		°C																																						

5. Tape and reel packaging differs



Affected Date Code: **11/15/2022**

Product Availability: **Channel availability mid Q4**

Additional Information:

PCN Approval:

Operations/Quality



Product Management



Nick Wolfe 11/22/2022