

Product Change Notice (PCN)

Date: 07/30/2024

PCN Number: PCN-0450927R-01

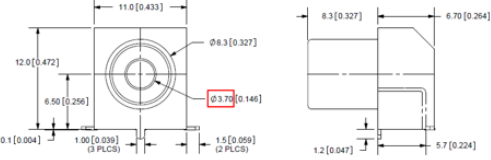
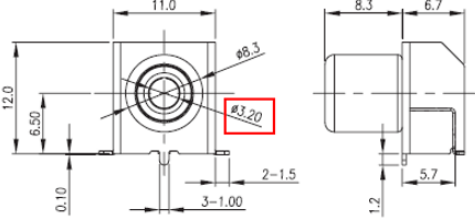
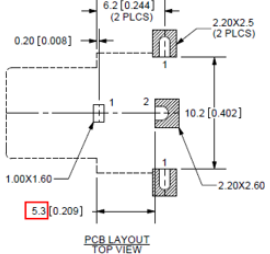
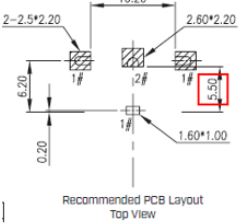
To Our Customers:

We appreciate your use of our products. Our commitment in maintaining and improving processes is demonstrated by plans to enhance our product quality, reliability, and manufacturability. The purpose of this notice is to inform you of a product change.

Product(s) Affected: RCJ-01X-SMT-TR series. RCJ-011-SMT-TR, RCJ-013-SMT-TR & RCJ-014-SMT-TR

Reason(s) for Change: *Manufacturing Improvement processes*


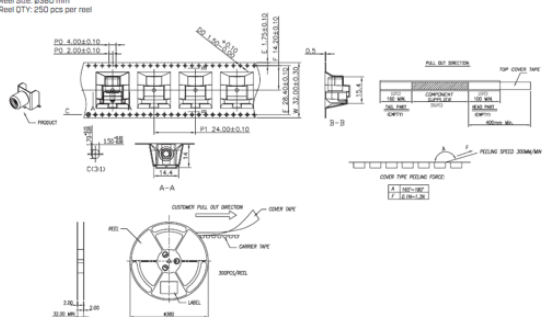
Description of Change: *New Factory Location. Product re-engineered for improved manufacturability and production yield. See image below for reference and check CUI Devices website for updated drawing. Cosmetic differences may be visible but will not affect the form fit and function of the product.*

PREVIOUS CUI DEVICES DETAIL / IMAGE	NEW CUI DEVICES DETAIL / IMAGE
	
 <p>PCB LAYOUT TOP VIEW</p>	 <p>Recommended PCB Layout Top View</p>

F-723-001

Revision: A

PREVIOUS CUI DEVICES DETAIL / IMAGE	NEW CUI DEVICES DETAIL / IMAGE																																																																								
<table border="1"> <thead> <tr> <th></th> <th>MATERIAL</th> <th>PLATING</th> </tr> </thead> <tbody> <tr> <td>SHELL</td> <td>Brass</td> <td>Tin</td> </tr> <tr> <td>BRACKET</td> <td>C.R. Steel</td> <td>Tin</td> </tr> <tr> <td>CENTER CONTACT</td> <td>Brass</td> <td>Tin</td> </tr> <tr> <td>INSULATOR</td> <td>PA66</td> <td></td> </tr> </tbody> </table>		MATERIAL	PLATING	SHELL	Brass	Tin	BRACKET	C.R. Steel	Tin	CENTER CONTACT	Brass	Tin	INSULATOR	PA66		<table border="1"> <thead> <tr> <th>DESCRIPTION</th> <th>MATERIAL</th> <th>PLATING/COLOR</th> </tr> </thead> <tbody> <tr> <td>shell</td> <td>brass</td> <td>tin</td> </tr> <tr> <td>bracket</td> <td>SPCC</td> <td>tin</td> </tr> <tr> <td>center contact</td> <td>brass</td> <td>tin</td> </tr> <tr> <td>insulator</td> <td>PA10T (UL94V-0)</td> <td>black</td> </tr> <tr> <td>washer</td> <td>PA10T (UL94V-0)</td> <td>see part number key</td> </tr> </tbody> </table>	DESCRIPTION	MATERIAL	PLATING/COLOR	shell	brass	tin	bracket	SPCC	tin	center contact	brass	tin	insulator	PA10T (UL94V-0)	black	washer	PA10T (UL94V-0)	see part number key																																							
	MATERIAL	PLATING																																																																							
SHELL	Brass	Tin																																																																							
BRACKET	C.R. Steel	Tin																																																																							
CENTER CONTACT	Brass	Tin																																																																							
INSULATOR	PA66																																																																								
DESCRIPTION	MATERIAL	PLATING/COLOR																																																																							
shell	brass	tin																																																																							
bracket	SPCC	tin																																																																							
center contact	brass	tin																																																																							
insulator	PA10T (UL94V-0)	black																																																																							
washer	PA10T (UL94V-0)	see part number key																																																																							
<p>SPECIFICATIONS: CONTACT RESISTANCE: 25m OHMS MAX INSULATION RESISTANCE: 100M OHMS MIN: 500V DC VOLTAGE WITHSTAND: 500V AC R.M.S. FOR 1 MINUTE LIFE: 5,000 CYCLES OPERATING TFMP: -25~85C</p>	<p>SPECIFICATIONS</p> <table border="1"> <thead> <tr> <th>parameter</th> <th>conditions/description</th> <th>min</th> <th>typ</th> <th>max</th> <th>units</th> </tr> </thead> <tbody> <tr> <td>rated voltage</td> <td></td> <td></td> <td>12</td> <td></td> <td>Vdc</td> </tr> <tr> <td>rated current</td> <td></td> <td></td> <td></td> <td>1</td> <td>A</td> </tr> <tr> <td>contact resistance</td> <td></td> <td></td> <td></td> <td>30</td> <td>mΩ</td> </tr> <tr> <td>insulation resistance</td> <td>at 500 Vdc</td> <td>100</td> <td></td> <td></td> <td>MΩ</td> </tr> <tr> <td>voltage withstand</td> <td>for 1 minute</td> <td></td> <td></td> <td>500</td> <td>Vac</td> </tr> <tr> <td>insertion force</td> <td>with mating plug</td> <td></td> <td></td> <td>3.5</td> <td>kgf</td> </tr> <tr> <td>withdrawal force</td> <td>with mating plug</td> <td>0.8</td> <td></td> <td></td> <td>kgf</td> </tr> <tr> <td>operating temperature</td> <td></td> <td>-25</td> <td></td> <td>85</td> <td>°C</td> </tr> <tr> <td>life</td> <td></td> <td></td> <td></td> <td>5,000</td> <td>cycles</td> </tr> <tr> <td>flammability rating</td> <td>UL94V-0</td> <td></td> <td></td> <td></td> <td></td> </tr> <tr> <td>RoHS</td> <td>yes</td> <td></td> <td></td> <td></td> <td></td> </tr> </tbody> </table>	parameter	conditions/description	min	typ	max	units	rated voltage			12		Vdc	rated current				1	A	contact resistance				30	mΩ	insulation resistance	at 500 Vdc	100			MΩ	voltage withstand	for 1 minute			500	Vac	insertion force	with mating plug			3.5	kgf	withdrawal force	with mating plug	0.8			kgf	operating temperature		-25		85	°C	life				5,000	cycles	flammability rating	UL94V-0					RoHS	yes				
parameter	conditions/description	min	typ	max	units																																																																				
rated voltage			12		Vdc																																																																				
rated current				1	A																																																																				
contact resistance				30	mΩ																																																																				
insulation resistance	at 500 Vdc	100			MΩ																																																																				
voltage withstand	for 1 minute			500	Vac																																																																				
insertion force	with mating plug			3.5	kgf																																																																				
withdrawal force	with mating plug	0.8			kgf																																																																				
operating temperature		-25		85	°C																																																																				
life				5,000	cycles																																																																				
flammability rating	UL94V-0																																																																								
RoHS	yes																																																																								

PREVIOUS CUI DEVICES DETAIL / IMAGE	NEW CUI DEVICES DETAIL / IMAGE																		
	<p>SOLDERABILITY</p> <table border="1"> <thead> <tr> <th>parameter</th> <th>conditions/description</th> <th>min</th> <th>typ</th> <th>max</th> <th>units</th> </tr> </thead> <tbody> <tr> <td>rest storage</td> <td>-5-35°C, 25-80% humidity rest opened use within 1 month rest unopened use within 6 months</td> <td></td> <td></td> <td></td> <td></td> </tr> <tr> <td>reflow soldering</td> <td>see reflow profile</td> <td>260</td> <td>265</td> <td>270</td> <td>°C</td> </tr> </tbody> </table> <p>Note: 1. CUI Devices recommends usage of the product within 2 hours after 100% in operation. After 6 hours, CUI Devices recommends drying the part prior to use.</p> 	parameter	conditions/description	min	typ	max	units	rest storage	-5-35°C, 25-80% humidity rest opened use within 1 month rest unopened use within 6 months					reflow soldering	see reflow profile	260	265	270	°C
parameter	conditions/description	min	typ	max	units														
rest storage	-5-35°C, 25-80% humidity rest opened use within 1 month rest unopened use within 6 months																		
reflow soldering	see reflow profile	260	265	270	°C														
	<p>PACKAGING</p> <p>units: mm Reel Size: Ø380 mm Reel QTY: 250 pcs per reel</p> 																		



Affected Date Code: All orders placed after **1/30/24**

PCN Approval:

Operations/Quality

A handwritten signature in black ink, appearing to read "Robert Garcia", written over a horizontal line.

Product Management

A handwritten signature in black ink, appearing to read "J. [unclear]", written over a horizontal line.