

Product Change Notice (PCN)

Date: 4/6/2023

PCN Number: **PCN-0454759R-01**

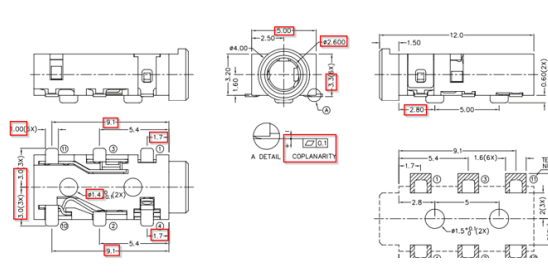
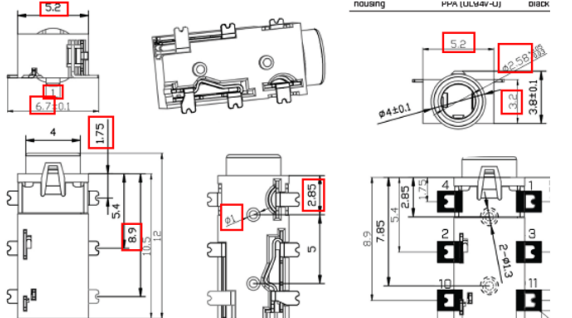
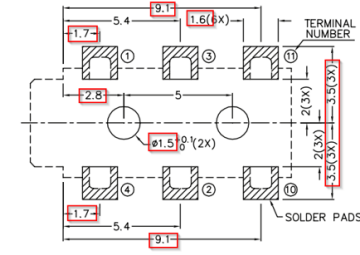
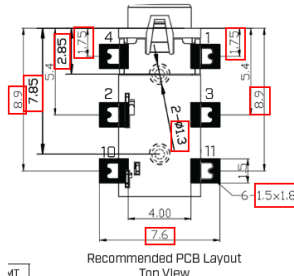
To Our Customers:

We appreciate your use of our products. Our commitment in maintaining and improving processes is demonstrated by plans to enhance our product quality, reliability, and manufacturability. The purpose of this notice is to inform you of a product change.

Product(s) Affected: SJ2-25414D-SMT-TR

Reason(s) for Change: *Manufacturing process improvements*

Description of Change: mechanical, material, packaging, and soldering differences as shown below:

PREVIOUS CUI DEVICES DETAIL / IMAGE	NEW CUI DEVICES DETAIL / IMAGE																																																
																																																	
 <p>Recommended PCB Layout Top View</p>	 <p>Recommended PCB Layout Top View</p>																																																
<table border="1"> <thead> <tr> <th></th> <th>MATERIAL</th> <th>PLATING</th> </tr> </thead> <tbody> <tr> <td>terminal 1</td> <td>copper alloy</td> <td>gold flash</td> </tr> <tr> <td>terminal 2</td> <td>Ti-Cu</td> <td>gold flash</td> </tr> <tr> <td>terminal 3</td> <td>copper alloy</td> <td>gold flash</td> </tr> <tr> <td>terminal 4</td> <td>copper alloy</td> <td>gold flash</td> </tr> <tr> <td>terminal 10</td> <td>brass</td> <td>gold flash</td> </tr> <tr> <td>terminal 11</td> <td>brass</td> <td>gold flash</td> </tr> <tr> <td>plastic</td> <td>PAIOT</td> <td></td> </tr> </tbody> </table>		MATERIAL	PLATING	terminal 1	copper alloy	gold flash	terminal 2	Ti-Cu	gold flash	terminal 3	copper alloy	gold flash	terminal 4	copper alloy	gold flash	terminal 10	brass	gold flash	terminal 11	brass	gold flash	plastic	PAIOT		<table border="1"> <thead> <tr> <th>DESCRIPTION</th> <th>MATERIAL</th> <th>PLATING/COLOR</th> </tr> </thead> <tbody> <tr> <td>terminal 1</td> <td>phosphorus bronze</td> <td>gold</td> </tr> <tr> <td>terminal 2</td> <td>beryllium bronze</td> <td>gold</td> </tr> <tr> <td>terminal 3</td> <td>beryllium bronze</td> <td>gold</td> </tr> <tr> <td>terminal 4</td> <td>beryllium bronze</td> <td>gold</td> </tr> <tr> <td>terminal 10</td> <td>phosphorus bronze</td> <td>gold</td> </tr> <tr> <td>terminal 11</td> <td>phosphorus bronze</td> <td>gold</td> </tr> <tr> <td>housing</td> <td>PPA (UL94V-0)</td> <td>black</td> </tr> </tbody> </table>	DESCRIPTION	MATERIAL	PLATING/COLOR	terminal 1	phosphorus bronze	gold	terminal 2	beryllium bronze	gold	terminal 3	beryllium bronze	gold	terminal 4	beryllium bronze	gold	terminal 10	phosphorus bronze	gold	terminal 11	phosphorus bronze	gold	housing	PPA (UL94V-0)	black
	MATERIAL	PLATING																																															
terminal 1	copper alloy	gold flash																																															
terminal 2	Ti-Cu	gold flash																																															
terminal 3	copper alloy	gold flash																																															
terminal 4	copper alloy	gold flash																																															
terminal 10	brass	gold flash																																															
terminal 11	brass	gold flash																																															
plastic	PAIOT																																																
DESCRIPTION	MATERIAL	PLATING/COLOR																																															
terminal 1	phosphorus bronze	gold																																															
terminal 2	beryllium bronze	gold																																															
terminal 3	beryllium bronze	gold																																															
terminal 4	beryllium bronze	gold																																															
terminal 10	phosphorus bronze	gold																																															
terminal 11	phosphorus bronze	gold																																															
housing	PPA (UL94V-0)	black																																															

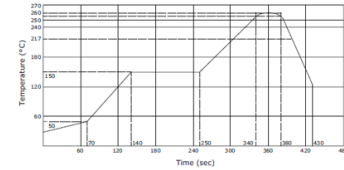
F-723-001

Revision: A

SOLDERABILITY

parameter	conditions/description	min	typ	max	units
reel storage	at relative humidity <math>< 80\%</math>			40	$^{\circ}\text{C}$
reflow soldering	see reflow profile	255	280	285	$^{\circ}\text{C}$
drying conditions ²	parts in reel: bake at 40°C $\pm 5^{\circ}\text{C}$ for 72 hours parts removed from reel: bake at 40°C $\pm 5^{\circ}\text{C}$ for 10 hours				

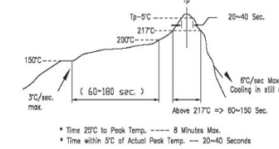
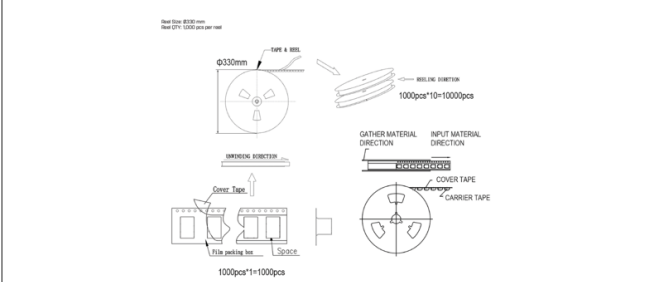
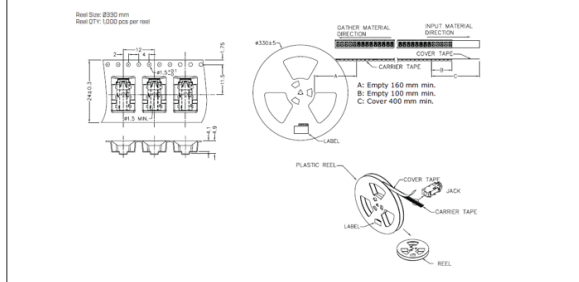
Note: 1. Must reflow solder within 72 hours from opening vacuum packaging at a temperature $< 30^{\circ}\text{C}$ & relative humidity $< 80\%$.
2. When exceeding floor life by > 500 hours.



SOLDERABILITY

parameter	conditions/description	min	typ	max	units
reel storage	$10-30^{\circ}\text{C}$, $< 70\%$ humidity				$^{\circ}\text{C}$
reflow soldering	see reflow profile	255	280		$^{\circ}\text{C}$
drying conditions ²	parts in reel: bake at 110°C for 4 hours parts removed from reel: bake at 110°C for 4 hours				

Note: 1. CU Devices recommends to solder within 72 hours from opening vacuum packaging at a temperature $< 30^{\circ}\text{C}$ & relative humidity $< 80\%$.
2. When exceeding floor life by > 500 hours.

Affected Date Code: **4/3/23**

Product Availability: **Channel Availability Q2**

Additional Information:

PCN Approval:

Operations/Quality

Robert D. ...

Product Management

