

Product Change Notice (PCN)

Date: **08/23/2024**

PCN Number: **PCN-0456190R-01**

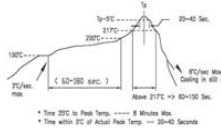

To Our Customers:

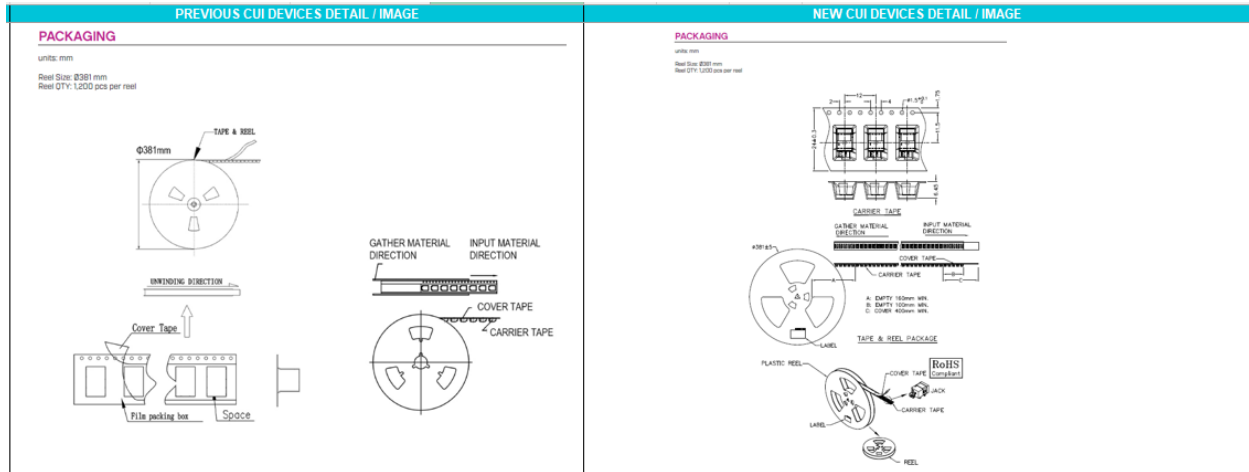
We appreciate your use of our products. Our commitment in maintaining and improving processes is demonstrated by plans to enhance our product quality, reliability, and manufacturability. The purpose of this notice is to inform you of a product change.

Product(s) Affected: **PJ-072C-SMT-TR**

Reason(s) for Change: *Manufacturing Improvement processes*

Description of Change: *New Factory Location. Product re-engineered for improved manufacturability and production yield. See image below for reference and check CUI Devices website for updated drawing. Cosmetic differences may be visible but will not affect the form fit and function of the product.*

PREVIOUS CUI DEVICES DETAIL / IMAGE	NEW CUI DEVICES DETAIL / IMAGE																																																
<table border="1"> <thead> <tr> <th>DESCRIPTION</th> <th>MATERIAL</th> <th>PLATING/COLOR</th> </tr> </thead> <tbody> <tr> <td>terminal 1</td> <td>copper alloy</td> <td>gold (contact area) tin (remaining portion)</td> </tr> <tr> <td>terminal 2</td> <td>copper alloy</td> <td>gold</td> </tr> <tr> <td>shield</td> <td>brass</td> <td>nickel</td> </tr> <tr> <td>housing</td> <td>PA10T (UL94V-0)</td> <td>black</td> </tr> </tbody> </table>	DESCRIPTION	MATERIAL	PLATING/COLOR	terminal 1	copper alloy	gold (contact area) tin (remaining portion)	terminal 2	copper alloy	gold	shield	brass	nickel	housing	PA10T (UL94V-0)	black	<table border="1"> <thead> <tr> <th>DESCRIPTION</th> <th>MATERIAL</th> <th>PLATING/COLOR</th> </tr> </thead> <tbody> <tr> <td>terminal 1</td> <td>copper alloy</td> <td>contact area: gold flash over nickel solder area: tin over nickel</td> </tr> <tr> <td>terminal 2</td> <td>copper alloy</td> <td>gold flash over nickel</td> </tr> <tr> <td>shield</td> <td>brass</td> <td>nickel</td> </tr> <tr> <td>housing</td> <td>PA10T (UL94V-0)</td> <td>black</td> </tr> </tbody> </table>	DESCRIPTION	MATERIAL	PLATING/COLOR	terminal 1	copper alloy	contact area: gold flash over nickel solder area: tin over nickel	terminal 2	copper alloy	gold flash over nickel	shield	brass	nickel	housing	PA10T (UL94V-0)	black																		
DESCRIPTION	MATERIAL	PLATING/COLOR																																															
terminal 1	copper alloy	gold (contact area) tin (remaining portion)																																															
terminal 2	copper alloy	gold																																															
shield	brass	nickel																																															
housing	PA10T (UL94V-0)	black																																															
DESCRIPTION	MATERIAL	PLATING/COLOR																																															
terminal 1	copper alloy	contact area: gold flash over nickel solder area: tin over nickel																																															
terminal 2	copper alloy	gold flash over nickel																																															
shield	brass	nickel																																															
housing	PA10T (UL94V-0)	black																																															
<p>SOLDERABILITY</p> <table border="1"> <thead> <tr> <th>parameter</th> <th>conditions/description</th> <th>min</th> <th>typ</th> <th>max</th> <th>units</th> </tr> </thead> <tbody> <tr> <td>rest storage</td> <td>10-30°C, <70% humidity</td> <td></td> <td></td> <td>40</td> <td>°C</td> </tr> <tr> <td>reflow soldering¹</td> <td>see reflow profile</td> <td>255</td> <td>260</td> <td>265</td> <td>°C</td> </tr> <tr> <td>drying conditions²</td> <td>parts in rest: bake at 110°C for 4 hours parts removed from rest: bake at 110°C for 4 hours</td> <td></td> <td></td> <td></td> <td></td> </tr> </tbody> </table> <p>Note: 1. CUI Devices recommends to solder within 72 hours from opening vacuum packaging at a temperature <30°C & relative humidity <60%. 2. When exceeding four (4) by <102 hours.</p>  <p>* Time 250 to Peak Temp: 8 Minutes Max. * Time with 90% of Actual Peak Temp: 30-40 Seconds</p>	parameter	conditions/description	min	typ	max	units	rest storage	10-30°C, <70% humidity			40	°C	reflow soldering ¹	see reflow profile	255	260	265	°C	drying conditions ²	parts in rest: bake at 110°C for 4 hours parts removed from rest: bake at 110°C for 4 hours					<p>SOLDERABILITY</p> <table border="1"> <thead> <tr> <th>parameter</th> <th>conditions/description</th> <th>min</th> <th>typ</th> <th>max</th> <th>units</th> </tr> </thead> <tbody> <tr> <td>rest storage</td> <td>at relative humidity <60%</td> <td></td> <td></td> <td>40</td> <td>°C</td> </tr> <tr> <td>reflow soldering¹</td> <td>see reflow profile</td> <td>255</td> <td>260</td> <td>265</td> <td>°C</td> </tr> <tr> <td>drying conditions²</td> <td>parts in rest: bake at 40°C <5°C for 72 hours parts removed from rest: bake at 40°C <5°C for 10 hours</td> <td></td> <td></td> <td></td> <td></td> </tr> </tbody> </table> <p>Note: 1. It is recommended to reflow solder within 72 hours from opening vacuum packaging at a temperature <30°C & relative humidity <60%. 2. When exceeding four (4) by <102 hours.</p> 	parameter	conditions/description	min	typ	max	units	rest storage	at relative humidity <60%			40	°C	reflow soldering ¹	see reflow profile	255	260	265	°C	drying conditions ²	parts in rest: bake at 40°C <5°C for 72 hours parts removed from rest: bake at 40°C <5°C for 10 hours				
parameter	conditions/description	min	typ	max	units																																												
rest storage	10-30°C, <70% humidity			40	°C																																												
reflow soldering ¹	see reflow profile	255	260	265	°C																																												
drying conditions ²	parts in rest: bake at 110°C for 4 hours parts removed from rest: bake at 110°C for 4 hours																																																
parameter	conditions/description	min	typ	max	units																																												
rest storage	at relative humidity <60%			40	°C																																												
reflow soldering ¹	see reflow profile	255	260	265	°C																																												
drying conditions ²	parts in rest: bake at 40°C <5°C for 72 hours parts removed from rest: bake at 40°C <5°C for 10 hours																																																



Affected Date Code: All orders placed after **10/22/2024**

Product Availability: *Pertaining to market availability*

PCN Approval:

Operations/Quality



Product Management

