

**MODEL:** CPS-5952-105PM | **DESCRIPTION:** SIREN

## FEATURES

- warble tone
- internally driven
- mounting bracket



## SPECIFICATIONS

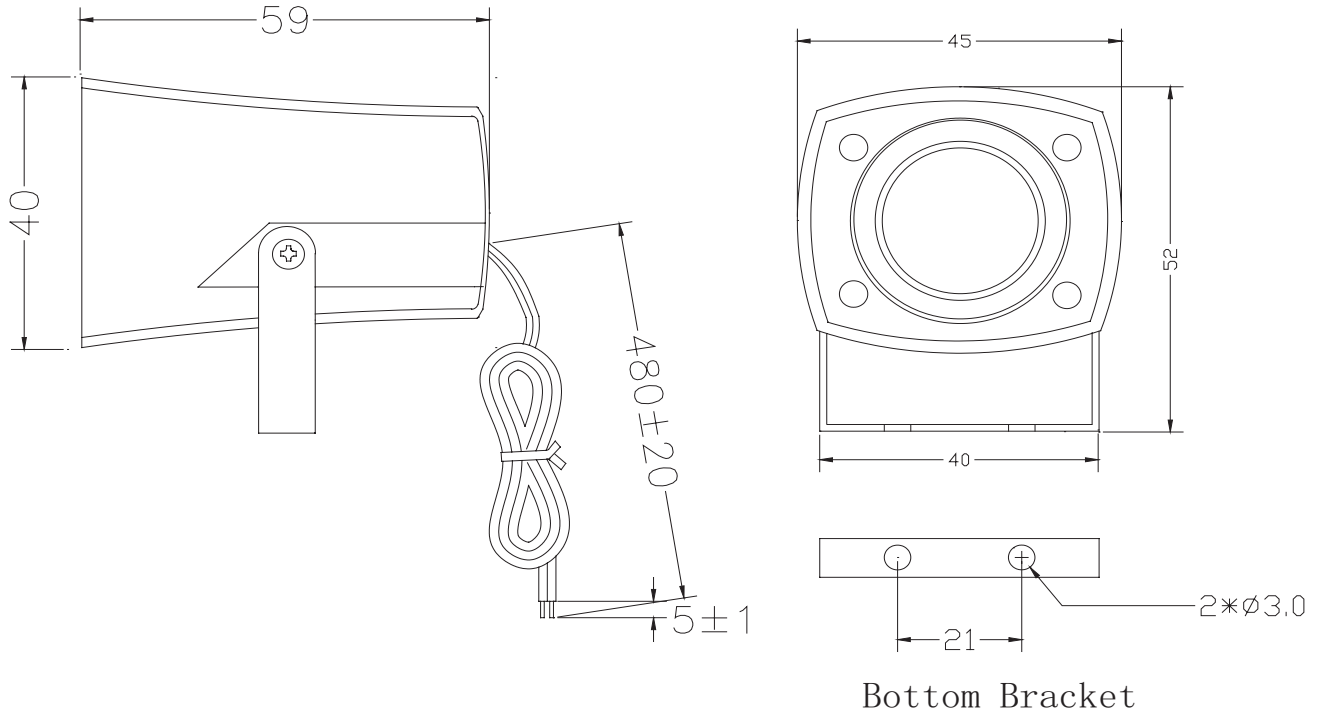
parameter	conditions/description	min	typ	max	units
rated voltage	with reverse polarity protection		12		Vdc
operating voltage	with reverse polarity protection	9		15	Vdc
current consumption	at rated voltage		130	200	mA
rated frequency		1,500		3,500	Hz
sound pressure level	at 1 m, rated voltage	100	105	110	dB
tone	warble				
dimensions	45 x 40 x 59				mm
weight			53.5		g
material	ABS (UL94HB)				
terminal	wire leads				
operating temperature		-20		70	°C
storage temperature		-30		80	°C
washable	no				
RoHS	yes				

Notes: 1. All specifications measured at 25±3°C, humidity at 60-70%, under 86-106 kPa pressure, unless otherwise noted.

## MECHANICAL DRAWING

units: mm  
tolerance:  $\pm 3$  mm

wire: UL 1007 24 AWG

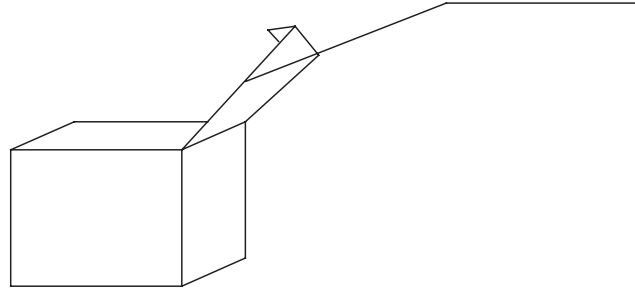


## PACKAGING

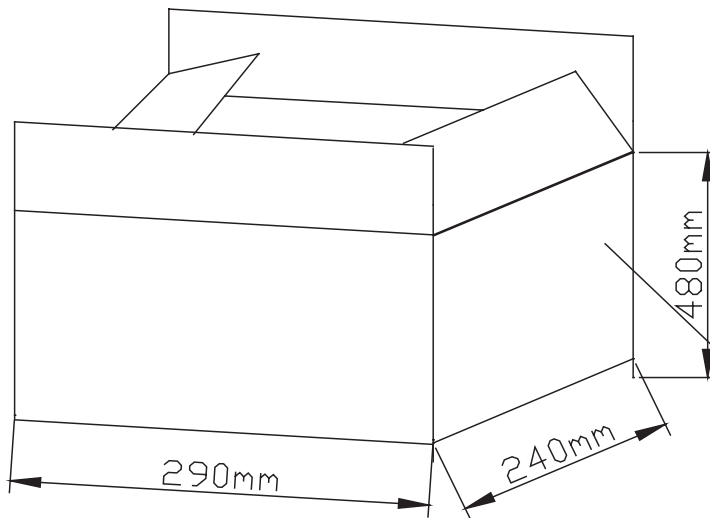
units: mm

Carton Size: 290 x 240 x 480 mm  
Carton QTY: 200 pcs per carton

White Box



1 PCS One BOX



MODEL:  
QTY: 200PCS  
N.W: 10.7Kg  
G.W: 12.0Kg  
SIZE:29\*24\*48CM  
LOT NO:

## REVISION HISTORY

rev.	description	date
1.0	initial release	01/20/2020
1.01	logo, datasheet style update	08/05/2022
1.02	CUI Devices rebranded to Same Sky	09/11/2024

The revision history provided is for informational purposes only and is believed to be accurate.

The logo for Same Sky, featuring the words "same sky" in a lowercase, sans-serif font. "same" is in a dark purple color and "sky" is in a lighter purple color.

Same Sky offers a one (1) year limited warranty. Complete warranty information is listed on our website.

Same Sky reserves the right to make changes to the product at any time without notice. Information provided by Same Sky is believed to be accurate and reliable. However, no responsibility is assumed by Same Sky for its use, nor for any infringements of patents or other rights of third parties which may result from its use.

Same Sky products are not authorized or warranted for use as critical components in equipment that requires an extremely high level of reliability. A critical component is any component of a life support device or system whose failure to perform can be reasonably expected to cause the failure of the life support device or system, or to affect its safety or effectiveness.

[sameskydevices.com](https://www.sameskydevices.com)