

MODEL: CLS0361-L152 | **DESCRIPTION:** SPEAKER**FEATURES**

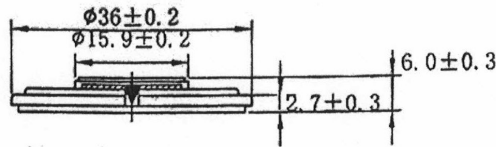
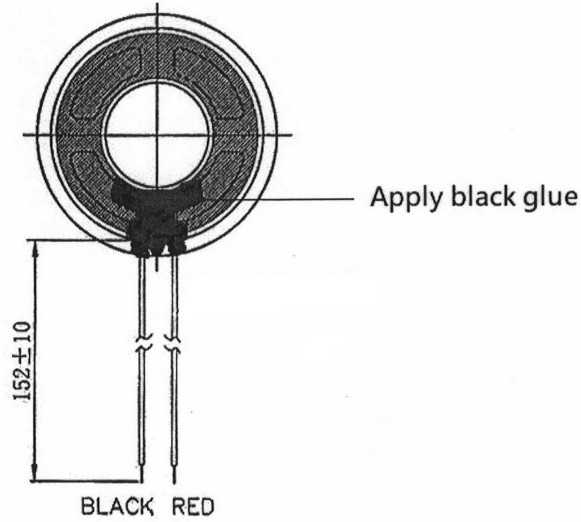
- 36 mm
- round frame
- 2.0 W
- 8 Ω
- neodymium magnet
- paper cone
- wire leads

**SPECIFICATIONS**

parameter	conditions/description	min	typ	max	units
input power			2	3	W
impedance	at 1k Hz, 1.0 V	6.8	8	9.2	Ω
resonant frequency (Fo)	at 1.0 V	360	450	540	Hz
frequency response		Fo		10,000	Hz
sound pressure level	at 1.0 W, 50 cm, avg at 0.6, 0.8, 1.0, 1.2 kHz	85	88	91	dB
distortion	at 1 kHz, 1 W			10	%
buzz, rattle, etc.	must be normal at sine wave			4	V
dimensions	36 x 36 x 6.0				mm
magnet	Nd-Fe-B				
cone material	paper				
terminal	wire leads				
weight			8.6		g
operating temperature		-25		60	$^{\circ}\text{C}$
hand soldering	for maximum 3 seconds	340	350	360	$^{\circ}\text{C}$
RoHS	yes				

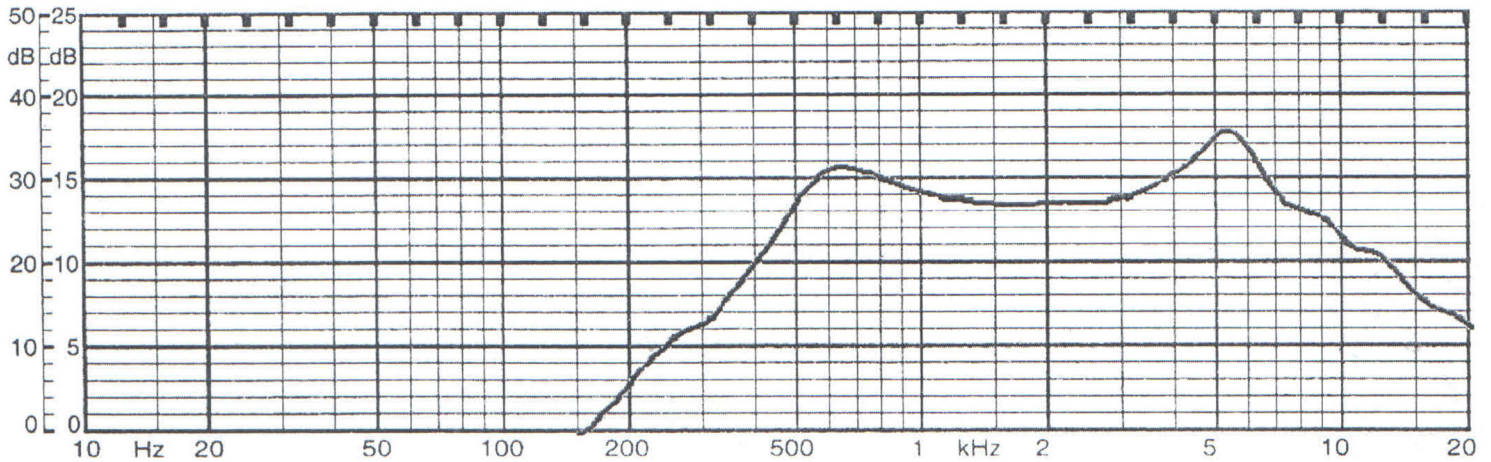
MECHANICAL DRAWING

units: mm
 tolerance: ± 0.3 mm
 wire: UL1007 28 AWG



FREQUENCY RESPONSE CURVE

parameter	conditions/description
potentiometer range	50 dB
rectifier	RMS
lower limit frequency	20 Hz
wr. speed	100 mm/sec
zero level	60 dB



REVISION HISTORY

rev.	description	date
1.0	initial release	07/03/2007
1.01	housing, frequency response, and resonant frequency changed	06/20/2019
1.02	brand update	01/20/2020
1.03	added glue over terminals	10/23/2020
1.04	logo, datasheet style update	08/05/2022
1.05	CUI Devices rebranded to Same Sky	09/11/2024

The revision history provided is for informational purposes only and is believed to be accurate.



Same Sky offers a one (1) year limited warranty. Complete warranty information is listed on our website.

Same Sky reserves the right to make changes to the product at any time without notice. Information provided by Same Sky is believed to be accurate and reliable. However, no responsibility is assumed by Same Sky for its use, nor for any infringements of patents or other rights of third parties which may result from its use.

Same Sky products are not authorized or warranted for use as critical components in equipment that requires an extremely high level of reliability. A critical component is any component of a life support device or system whose failure to perform can be reasonably expected to cause the failure of the life support device or system, or to affect its safety or effectiveness.

[sameskydevices.com](https://www.sameskydevices.com)