


**MODEL:** CMS-3047-18L300 | **DESCRIPTION:** SPEAKER

**FEATURES**

- 8 ohm
- rated 1.0 W
- lead wire


**SPECIFICATIONS**

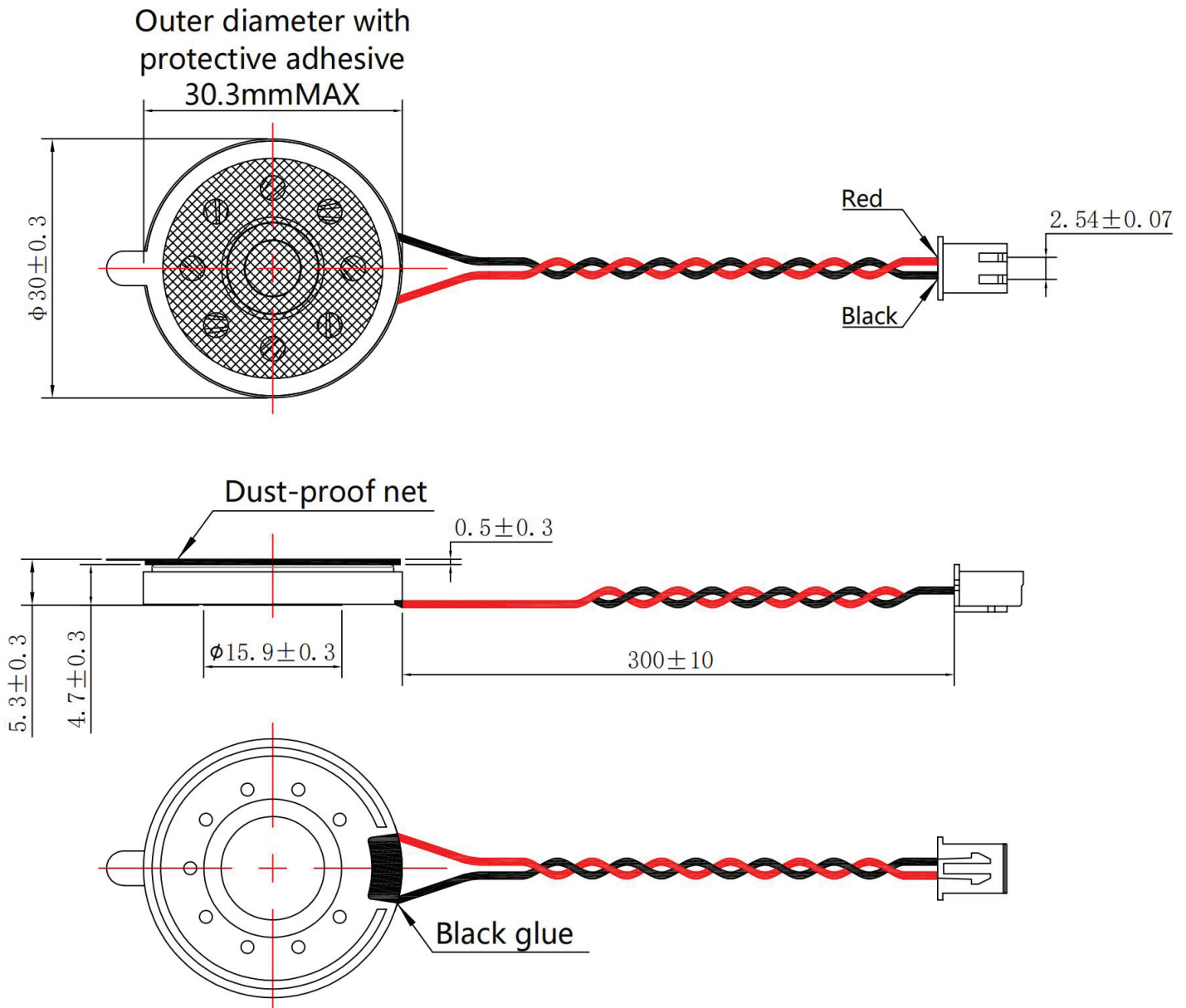
parameter	conditions/description	min	typ	max	units
input power			1.0	1.2	W
impedance	DCR at 2.0 kHz, 1.0 W	6.46 6.80	7.60 8.00	8.74 9.20	$\Omega$ $\Omega$
resonant frequency (Fo)	at 2.83 V	480	600	720	Hz
frequency response		Fo		6,000	Hz
sound pressure level	at 1.0 W, 10 cm, avg at 1.0, 1.6, 2.0 kHz	94	97	100	dB
distortion	at 1.0 kHz, rated power, 10 cm			15	%
buzz, rattle, etc.	must be normal at sine wave, from 300 to 5 kHz			2.83	V
polarity	cone moves forward w/ positive dc current to "+" terminal				
dimensions	$\varnothing$ 30.0 x 4.7				mm
magnet	Nd-Fe-B				
frame material	ABS + SPCC				
cone material	PET				
terminal	wire leads with connector				
weight		4.32	4.80	5.28	g
operating temperature		-25		65	$^{\circ}$ C
storage temperature		-25		65	$^{\circ}$ C
RoHS	yes				

Notes: 1. All specifications measured at 15-35  $^{\circ}$ C, humidity at 45-85%, under 86-106 kPa pressure, unless otherwise noted.

## MECHANICAL DRAWING

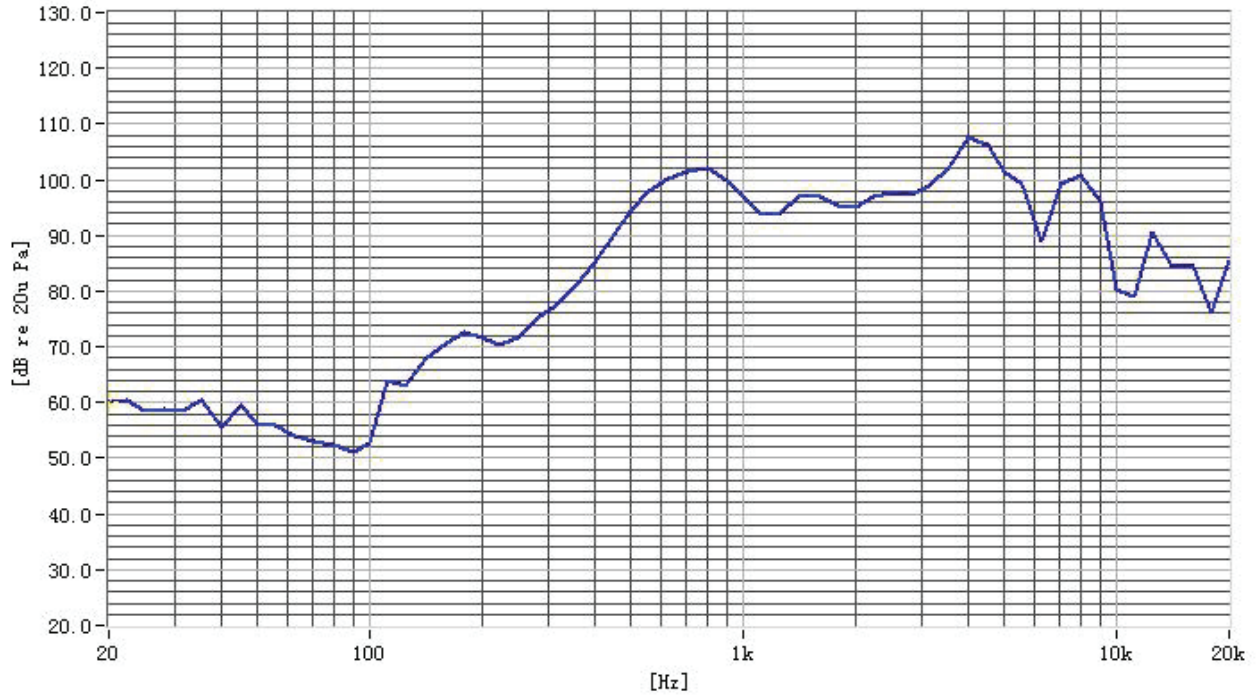
units: mm  
tolerance:  $\pm 0.3$  mm

wire: UL1571 28 AWG  
connector: Zhenliang Electronic XH-2Y  
mating connector: Zhenliang Electronic XH-2A

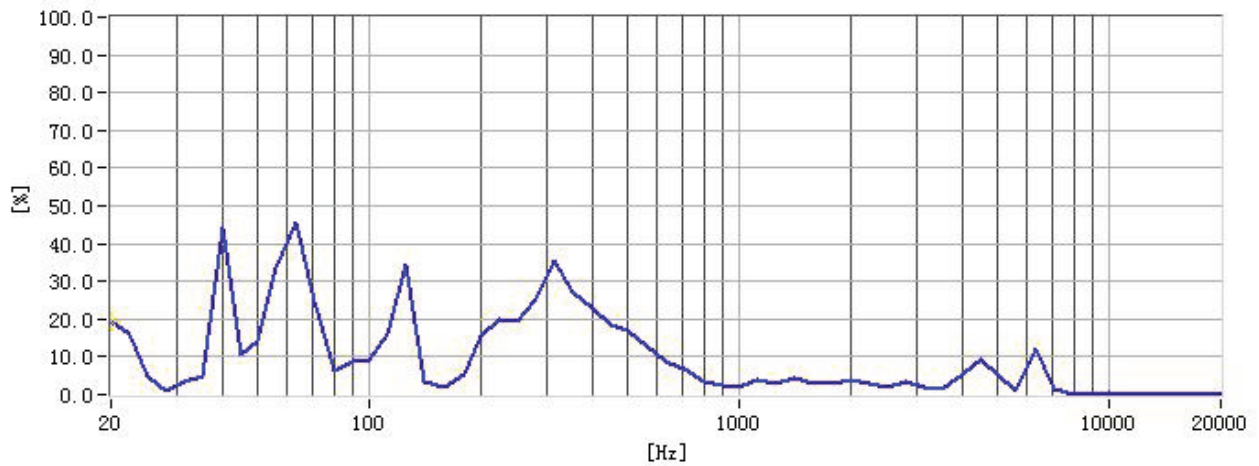


## RESPONSE CURVES

### Frequency Response Curve



### Total Harmonic Distortion Curve



## REVISION HISTORY

rev.	description	date
1.0	initial release	06/14/2024
1.01	CUI Devices rebranded to Same Sky	09/11/2024

The revision history provided is for informational purposes only and is believed to be accurate.



Same Sky offers a one (1) year limited warranty. Complete warranty information is listed on our website.

Same Sky reserves the right to make changes to the product at any time without notice. Information provided by Same Sky is believed to be accurate and reliable. However, no responsibility is assumed by Same Sky for its use, nor for any infringements of patents or other rights of third parties which may result from its use.

Same Sky products are not authorized or warranted for use as critical components in equipment that requires an extremely high level of reliability. A critical component is any component of a life support device or system whose failure to perform can be reasonably expected to cause the failure of the life support device or system, or to affect its safety or effectiveness.

[sameskydevices.com](https://www.sameskydevices.com)