



SERIES: CPM1209 | **DESCRIPTION:** M12 FIELD ASSEMBLY CONNECTOR

FEATURES

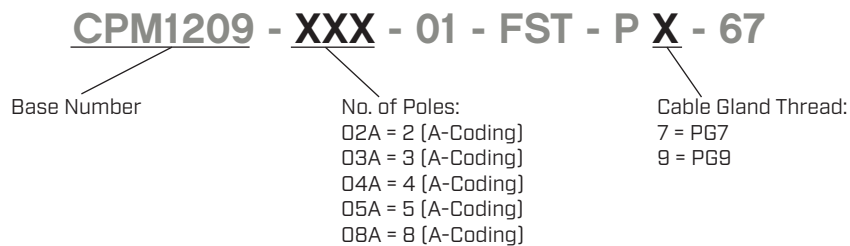
- M12 female connector
- A code versions
- straight
- PA66+GF body
- unshielded
- screw termination
- IP67



SPECIFICATIONS

parameter	conditions/description	min	typ	max	units
rated voltage	2, 3, & 4 pole models			250	V
	5 pole models			60	V
	8 pole model			30	V
rated current	2, 3, 4, & 5 pole models			4	A
	8 pole model			2	A
withstanding voltage	for 1 minute: 2, 3, & 4 pole models		2,500		Vac
	5 pole model		1,500		Vac
	8 pole model		800		Vac
contact resistance				5	mΩ
insulation resistance	at 500 Vdc for 1 minute	100			MΩ
insertion force	2, 3, 4 & 5 pole models			1.0	kgf
	8 pole models			2.3	kgf
withdrawal force	2, 3, 4 & 5 pole models			1.5	kgf
	8 pole models			3.0	kgf
operating temperature		-25		80	°C
life		500			cycles
flammability rating	see material table				
RoHS	yes				
IP level	IP67 (in mated condition)				

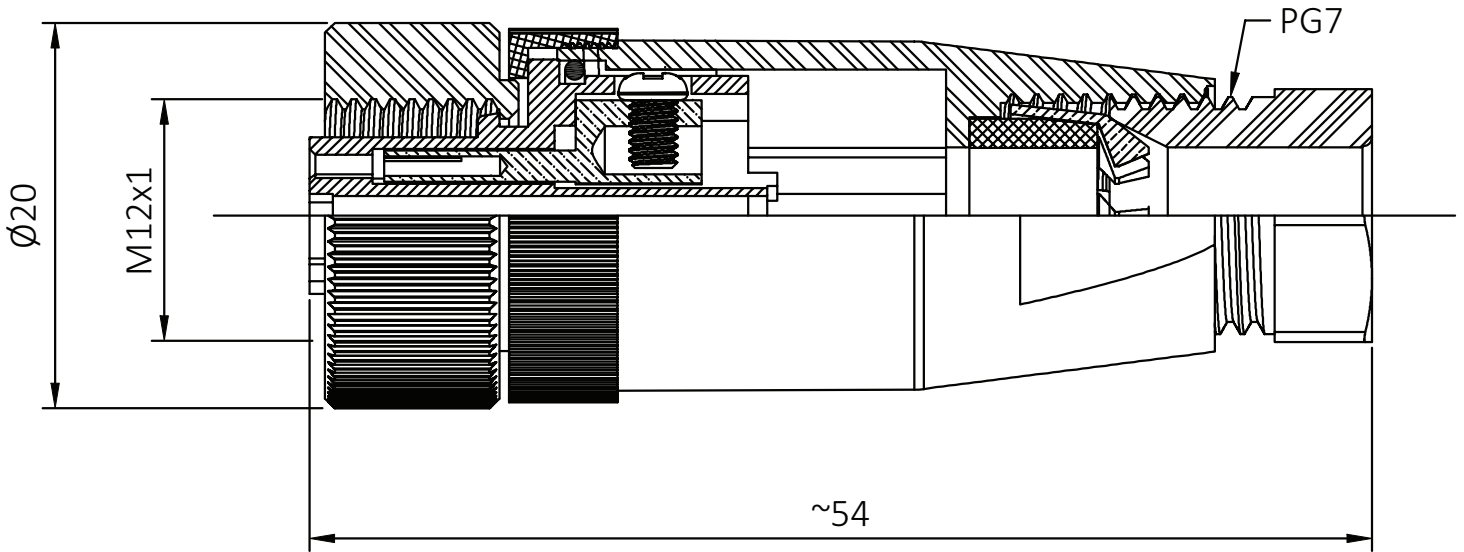
PART NUMBER KEY



MECHANICAL DRAWING (PG7 MODELS)

units: mm
 tolerance:
 0.5<X≤6.0: ±0.20 mm
 6.0<X≤30.0: ±0.25 mm
 30.0<X≤120.0: ±0.30 mm
 unless otherwise noted

DESCRIPTION	MATERIAL	PLATING/COLOR
housing	PA66 (UL94V-0)	black
terminals; female	copper alloy	gold
housing; female	PA66 (UL94V-0)	black
nut	zinc alloy	nickel
o-ring	NBR	black

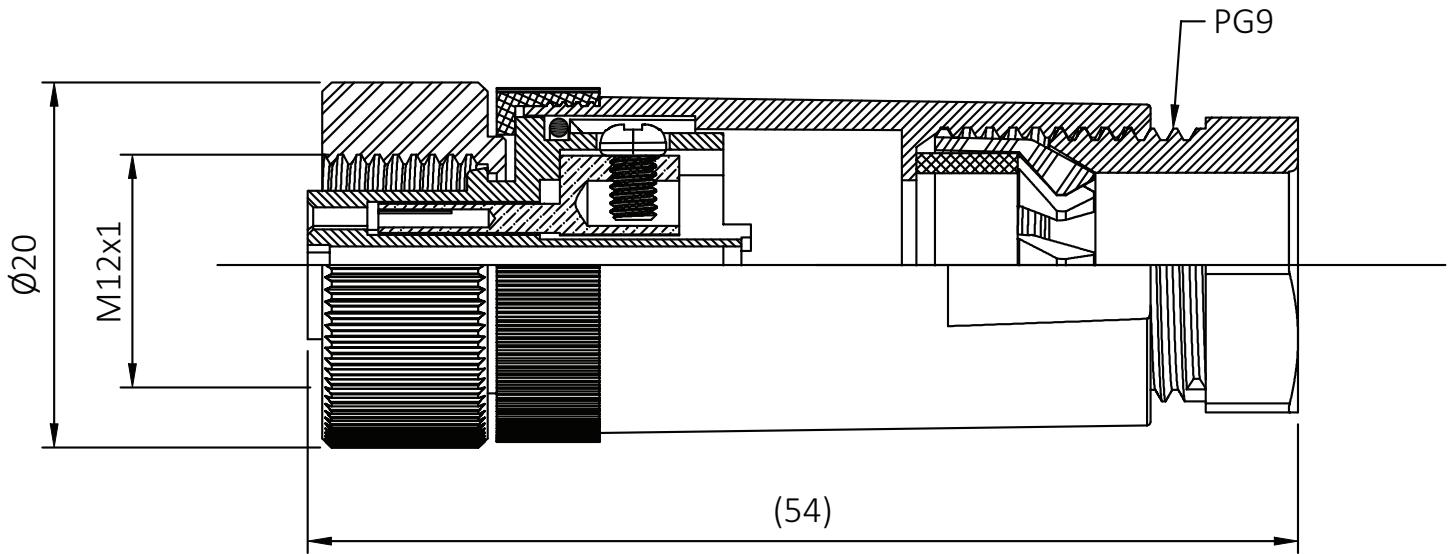


No. of Poles	2	3	4	5	8
Coding	 A-Coding	 A-Coding	 A-Coding	 A-Coding	 A-Coding
Wire Size	22 AWG	22 AWG	22 AWG	22 AWG	24 AWG
Suitable Cable	OD: Ø4~6 mm	OD: Ø4~6 mm	OD: Ø4~6 mm	OD: Ø4~6 mm	OD: Ø4~6 mm

MECHANICAL DRAWING (PG9 MODELS)

units: mm
 tolerance:
 0.5<X≤6.0: ±0.20 mm
 6.0<X≤30.0: ±0.25 mm
 30.0<X≤120.0: ±0.30 mm
 unless otherwise noted

DESCRIPTION	MATERIAL	PLATING/COLOR
housing	PA66 [UL94V-0]	black
terminals; female	copper alloy	gold
housing; female	PA66 [UL94V-0]	black
nut	zinc alloy	nickel
o-ring	NBR	black



No. of Poles	2	3	4	5	8
Coding	 A-Coding	 A-Coding	 A-Coding	 A-Coding	 A-Coding
Wire Size	22 AWG	22 AWG	22 AWG	22 AWG	24 AWG
Suitable Cable	OD: Ø6~8 mm	OD: Ø6~8 mm	OD: Ø6~8 mm	OD: Ø6~8 mm	OD: Ø6~8 mm

REVISION HISTORY

rev.	description	date
1.0	initial release	08/12/2025

The revision history provided is for informational purposes only and is believed to be accurate.



Same Sky offers a one (1) year limited warranty. Complete warranty information is listed on our website.

Same Sky reserves the right to make changes to the product at any time without notice. Information provided by Same Sky is believed to be accurate and reliable. However, no responsibility is assumed by Same Sky for its use, nor for any infringements of patents or other rights of third parties which may result from its use.

Same Sky products are not authorized or warranted for use as critical components in equipment that requires an extremely high level of reliability. A critical component is any component of a life support device or system whose failure to perform can be reasonably expected to cause the failure of the life support device or system, or to affect its safety or effectiveness.

[sameskydevices.com](https://www.sameskydevices.com)