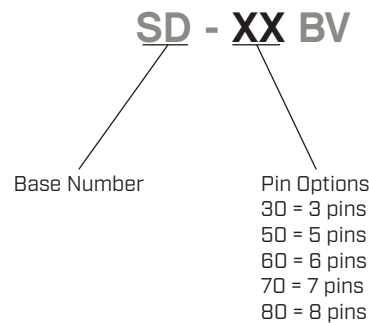


**SERIES:** SD-BV | **DESCRIPTION:** STANDARD DIN CONNECTOR**FEATURES**

- PCB mount
- vertical
- shielded

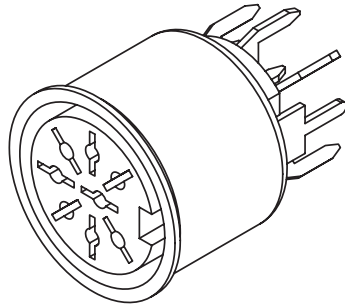
**PART NUMBER KEY****SPECIFICATIONS**

| parameter                  | conditions/description         | min | typ   | max | units  |
|----------------------------|--------------------------------|-----|-------|-----|--------|
| rated input voltage        |                                |     | 24    |     | Vdc    |
| rated input current        |                                |     |       | 1   | A      |
| contact resistance         |                                |     |       | 30  | mΩ     |
| insulation resistance      | at 500 Vdc                     | 100 |       |     | MΩ     |
| voltage withstand          | 50/60 Hz at 0.5 A for 1 minute |     |       | 500 | Vac    |
| insertion/withdrawal force |                                | 0.5 |       | 5.5 | kg     |
| operating temperature      |                                | -20 |       | 60  | °C     |
| storage temperature        |                                | -25 |       | 70  | °C     |
| life                       |                                |     | 5,000 |     | cycles |
| flammability rating        | UL94V-0                        |     |       |     |        |
| RoHS                       | yes                            |     |       |     |        |

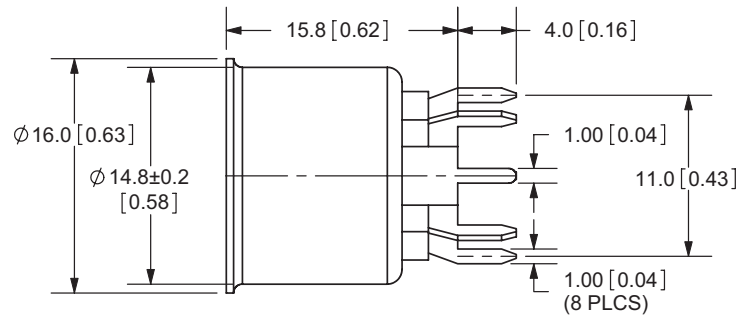
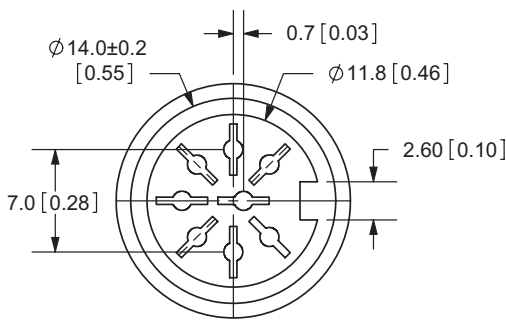
## MECHANICAL DRAWINGS

units: mm[inches]

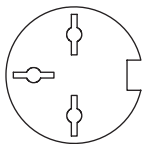
TOLERANCE: ±0.5mm



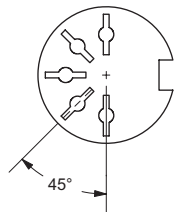
|                         | MATERIAL     | PLATING |
|-------------------------|--------------|---------|
| contact terminals (1-8) | brass        | tin     |
| sleeve                  | PBS          | tin     |
| cover                   | iron sheet   | nickel  |
| mouth bushing           | PBT-94VD G15 |         |



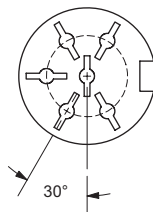
### SD-30BV



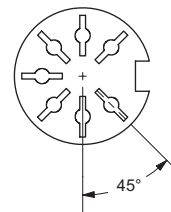
### SD-50BV



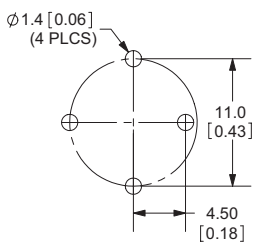
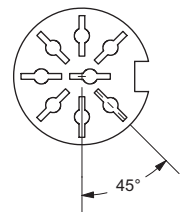
### SD-60BV



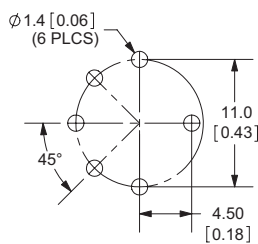
### SD-70BV



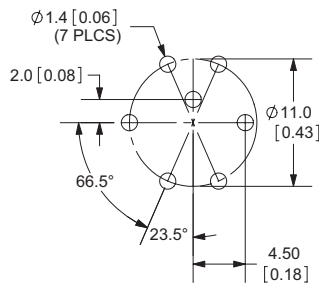
### SD-80BV



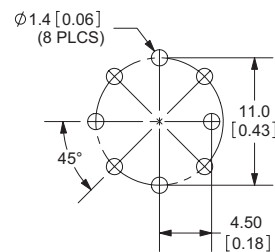
PCB LAYOUT FRONT VIEW



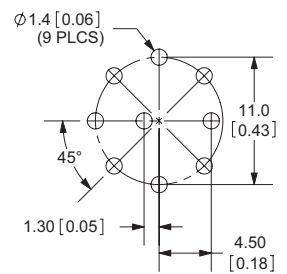
PCB LAYOUT FRONT VIEW



PCB LAYOUT FRONT VIEW



PCB LAYOUT FRONT VIEW



PCB LAYOUT FRONT VIEW

## REVISION HISTORY

| rev. | description                       | date       |
|------|-----------------------------------|------------|
| 1.0  | initial release                   | 02/23/2006 |
| 1.01 | new template applied              | 02/10/2012 |
| 1.02 | terminal plating changed to tin   | 01/12/2016 |
| 1.03 | updated datasheet                 | 09/01/2017 |
| 1.04 | brand update                      | 02/19/2020 |
| 1.05 | logo, datasheet style update      | 08/05/2022 |
| 1.06 | CUI Devices rebranded to Same Sky | 09/12/2024 |

The revision history provided is for informational purposes only and is believed to be accurate.



Same Sky offers a one (1) year limited warranty. Complete warranty information is listed on our website.

Same Sky reserves the right to make changes to the product at any time without notice. Information provided by Same Sky is believed to be accurate and reliable. However, no responsibility is assumed by Same Sky for its use, nor for any infringements of patents or other rights of third parties which may result from its use.

Same Sky products are not authorized or warranted for use as critical components in equipment that requires an extremely high level of reliability. A critical component is any component of a life support device or system whose failure to perform can be reasonably expected to cause the failure of the life support device or system, or to affect its safety or effectiveness.

[sameskydevices.com](https://www.sameskydevices.com)