



SERIES: SJ1-4251X | **DESCRIPTION:** AUDIO JACK

FEATURES

- low profile design
- switch options include:
 - no switch
 - tip switch
 - ring switch
 - tip and ring switch


PART NUMBER KEY
SJ1 - 4251 X

Base Number

Switch Options

4 = no switch

5TS = tip switch

6 = tip and ring switch

SPECIFICATIONS

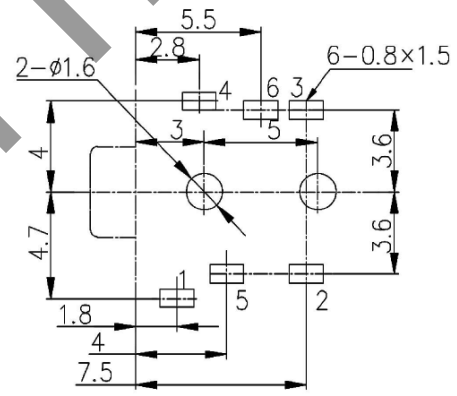
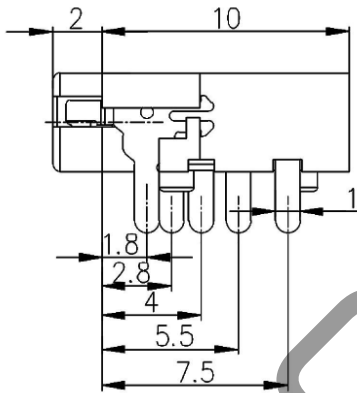
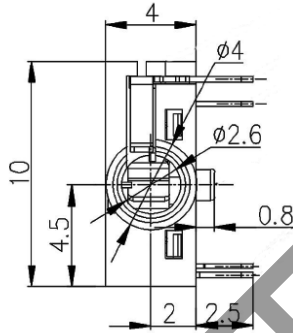
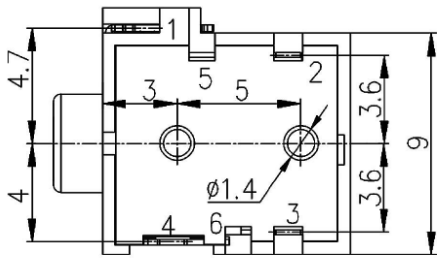
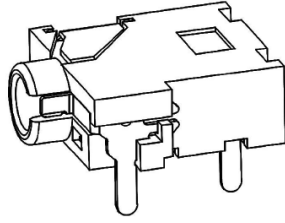
parameter	conditions/description	min	typ	max	units
rated input voltage			12		Vdc
rated input current				1	A
contact resistance	between terminal and mating plug between terminal in a closed circuit			50 30	mΩ mΩ
insulation resistance	at 500 Vdc	100			MΩ
voltage withstand	at 50/60Hz for 1 minute			500	Vac
insertion/withdrawal force		0.3		3	kg
operating temperature		-25		85	°C
life			5,000		cycles
flammability rating	UL94V-0				
RoHS	yes				

SOLDERABILITY

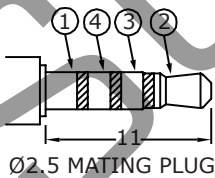
parameter	conditions/description	min	typ	max	units
wave soldering	dipped in solder pot for 5 ±0.5 seconds	255	260	265	°C

MECHANICAL DRAWING

units: mm
 tolerance:
 X.X ±0.2 mm
 X.XX ±0.10 mm
 X.XXX ±0.050 mm
 unless otherwise specified



Recommended PCB Layout
 Top View



DESCRIPTION	MATERIAL	PLATING/COLOR
terminal 1	phosphorous bronze t=0.25	gold flash
terminal 2	phosphorous bronze t=0.20	gold flash
terminal 3	phosphorous bronze t=0.20	gold flash
terminal 4	phosphorous bronze t=0.25	gold flash
terminal 5	phosphorous bronze t=0.20	gold flash
terminal 6	phosphorous bronze t=0.20	gold flash
housing	PA66 (UL94V-0)	black

Model No.	SJ1-42514	SJ1-42515TS	SJ1-42516
Schematic			
PIN			
1	sleeve	sleeve	sleeve
2	tip	tip	tip
3	ring 1	ring 1	ring 1
4	ring 2	ring 2	ring 2
5	NP	tip switch	tip switch
6	NP	NP	ring switch

REVISION HISTORY

rev.	description	date
1.0	initial release	10/27/2005
1.01	new template applied	12/15/2011
1.02	brand update	01/31/2020
1.03	discontinued model SJ1-42515RS; logo, datasheet style update	08/18/2022
1.04	product reengineered for improved manufacturability and production yield, see PCN for details	07/27/2023

The revision history provided is for informational purposes only and is believed to be accurate.



CUI Devices offers a one (1) year limited warranty. Complete warranty information is listed on our website.

CUI Devices reserves the right to make changes to the product at any time without notice. Information provided by CUI Devices is believed to be accurate and reliable. However, no responsibility is assumed by CUI Devices for its use, nor for any infringements of patents or other rights of third parties which may result from its use.

CUI Devices products are not authorized or warranted for use as critical components in equipment that requires an extremely high level of reliability. A critical component is any component of a life support device or system whose failure to perform can be reasonably expected to cause the failure of the life support device or system, or to affect its safety or effectiveness.

cuidevices.com