


**SERIES:** SJ2-253X-SMT | **DESCRIPTION:** AUDIO JACK**FEATURES**

- multiple switch configurations
- low profile design
- reflow solder compatible
- surface mount

**PART NUMBER KEY****SJ2-253XX-SMT-TR**

Base Number

# Conductors:

2<sup>1</sup> = 2

3 = 3

Switch Options:

A = no switch

B = tip switch

C = ring switch

D = tip &amp; ring switch

Package Style:

SMT = surface mount

Packaging:

TR = Tape &amp; Reel

Note: 1. 2 conductor option only available with tip switch

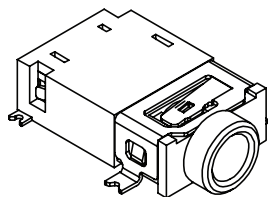
**SPECIFICATIONS**

parameter	conditions/description	min	typ	max	units
rated input voltage			12		Vdc
rated input current				1	A
contact resistance <sup>2</sup>	between terminal and mating plug between terminal in a closed circuit			50 30	mΩ mΩ
insulation resistance	at 500 Vdc	100			MΩ
voltage withstand	for 1 minute			500	Vac
insertion/withdrawal force		0.3		3	kg
operating temperature		-25		85	°C
life	at a rate of 24 cycles/minute		5,000		cycles
flammability rating	UL94V-0				
RoHS	yes				

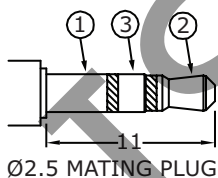
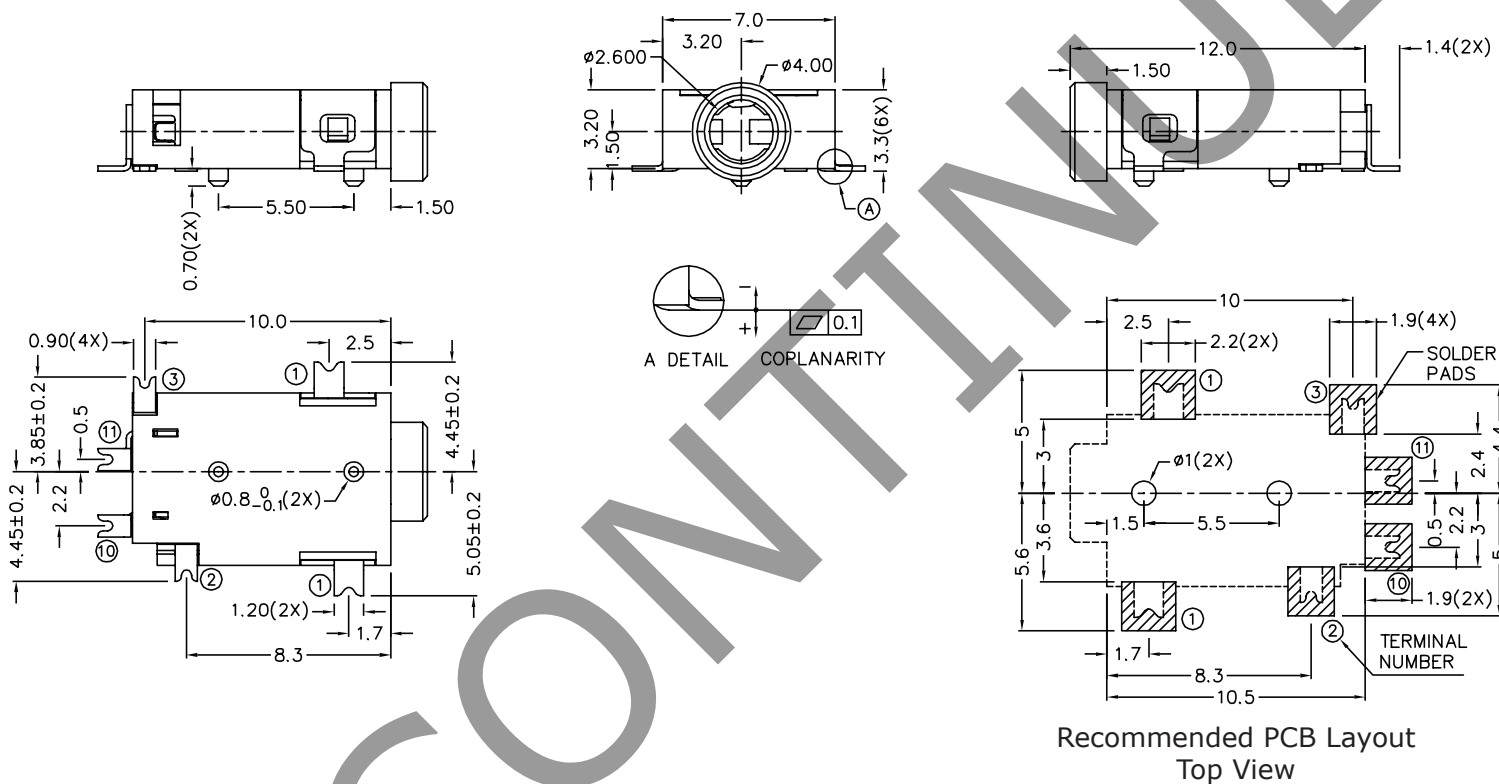
Note: 2. When measured at a current of less than 100 mA/1 kHz  
3. All specifications measured at 10~35°C, humidity at 45~85%, under standard atmospheric pressure, unless otherwise noted.

## MECHANICAL DRAWING

units: mm  
 tolerance:  
 X.X  $\pm 0.2$  mm  
 X.XX  $\pm 0.10$  mm  
 X.XXX  $\pm 0.050$  mm  
 PCB:  $\pm 0.05$  mm



	MATERIAL	PLATING
terminal 1	copper alloy	silver
terminal 2	copper alloy	silver
terminal 3	copper alloy	silver
terminal 10	brass	silver
terminal 11	brass	silver
plastic	PA10T	



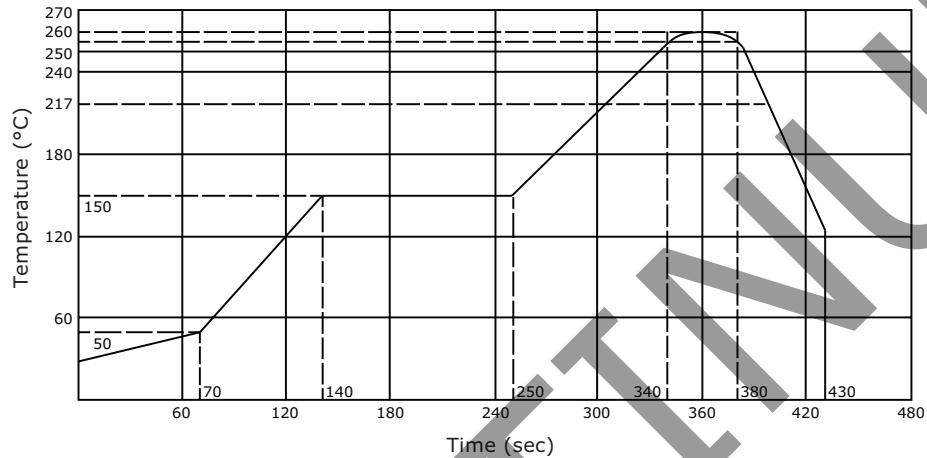
Model No.	SJ2-2532B-SMT	SJ2-2533A-SMT	SJ2-2533B-SMT	SJ2-2533C-SMT	SJ2-2533D-SMT
Schematic					
PIN					
1	sleeve	sleeve	sleeve	sleeve	sleeve
2	tip	tip	tip	tip	tip
3	NP	ring	ring	ring	ring
10	tip switch	NP	tip switch	NP	tip switch
11	NP	NP	NP	ring switch	ring switch

## SOLDERABILITY

parameter	conditions/description	min	typ	max	units
reel storage	at relative humidity <80%			40	°C
reflow soldering <sup>1</sup>	see reflow profile	255	260	265	°C
drying conditions <sup>2</sup>	parts in reel: bake at 40°C ±5°C for 72 hours parts removed from reel: bake at 40°C ±5°C for 10 hours				

Note:

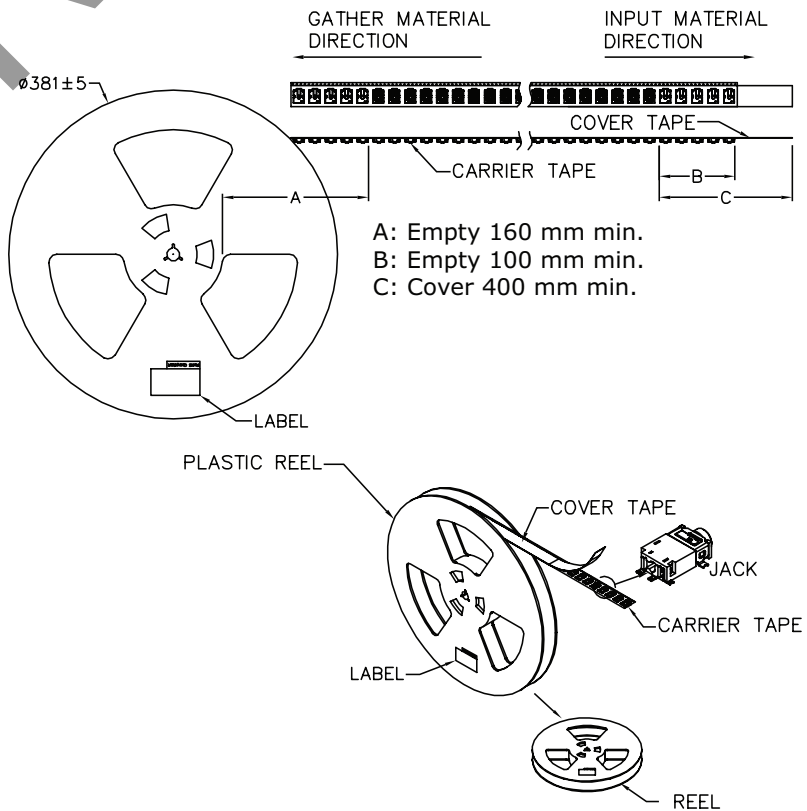
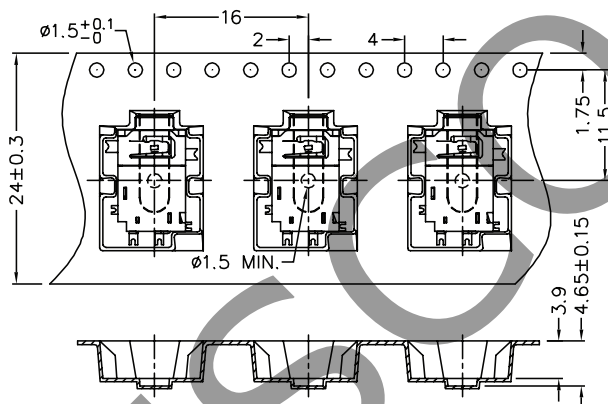
1. Must reflow solder within 72 hours from opening vacuum packaging at a temperature <30°C & relative humidity <60%.
2. When exceeding floor life by >72 hours.



## PACKAGING

units: mm

Reel Size: Ø381 mm  
Reel QTY: 1,200 pcs per reel



## REVISION HISTORY

rev.	description	date
1.0	initial release	12/02/2016
1.01	added storage and drying conditions	06/06/2017
1.02	brand update	10/04/2019

The revision history provided is for informational purposes only and is believed to be accurate.

# CUI DEVICES

CUI Devices offers a one (1) year limited warranty. Complete warranty information is listed on our website.

CUI Devices reserves the right to make changes to the product at any time without notice. Information provided by CUI Devices is believed to be accurate and reliable. However, no responsibility is assumed by CUI Devices for its use, nor for any infringements of patents or other rights of third parties which may result from its use.

CUI Devices products are not authorized or warranted for use as critical components in equipment that requires an extremely high level of reliability. A critical component is any component of a life support device or system whose failure to perform can be reasonably expected to cause the failure of the life support device or system, or to affect its safety or effectiveness.