




MODEL: SLW-23775-5A-N-D | DESCRIPTION: SLIDE SWITCH

FEATURES

- DPDT
- non-shorting
- through hole



SPECIFICATIONS

| parameter | conditions/description | min | typ | max | units |
|-----------------------|---|-----|--------|-----|--------|
| rated voltage | | | | 50 | Vdc |
| rated current | | | | 500 | mA |
| withstanding voltage | for 1 minute | | 500 | | Vac |
| contact resistance | measured at 1 kHz at 100 mA or less | | | 100 | mΩ |
| insulation resistance | at 500 Vdc for 1 minute | 100 | | | MΩ |
| operating force | | 150 | 250 | 350 | gf |
| actuator travel | | 3.0 | 3.2 | 3.4 | mm |
| operating temperature | | -20 | | 70 | °C |
| storage temperature | | -25 | | 70 | °C |
| life | at uniform rate of 15~18 cycles per minute, no load | | 10,000 | | cycles |
| vibration | 10~55~10 Hz, 1.5 mm amplitude, 2 hours on each XYZ | | | | |
| flammability rating | see material table | | | | |
| RoHS | yes | | | | |

Notes: 1. All specifications measured at 5~35°C, humidity at 25~85%, under 86~106 kPa pressure, unless otherwise noted.

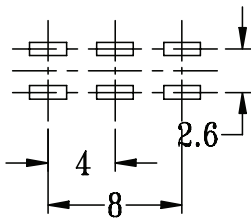
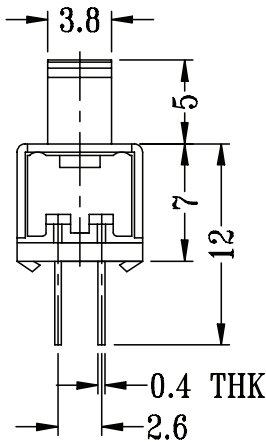
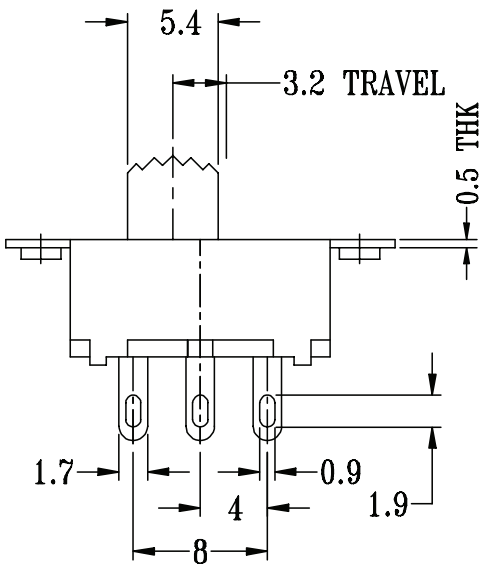
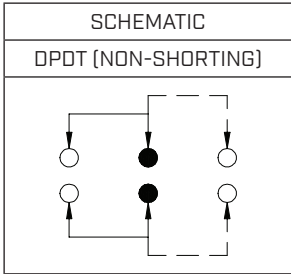
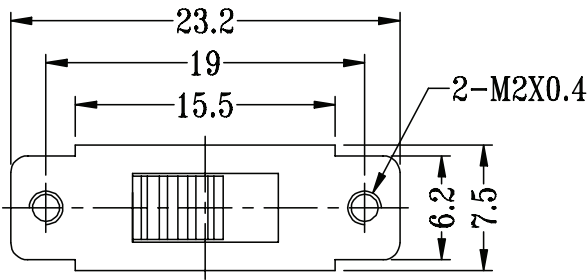
SOLDERABILITY

| parameter | conditions/description | min | typ | max | units |
|--------------------|--|-----|-----|-----|-------|
| hand soldering | for 3±0.5 seconds | 340 | 350 | 360 | °C |
| wave soldering | for 10±1 seconds | 255 | 260 | 265 | °C |
| storage conditions | -5~35°C, 25~80% humidity (avoid high temperature/ humidity, corrosive gases, and direct sunlight) unopened for over 12 months: ensure there is no terminal oxidation, blackening, no moisture absorption, and is solderable | | | | |

MECHANICAL DRAWING

units: mm
tolerance: ±0.30 mm
unless otherwise specified
PCB thickness: 1.6 mm

| DESCRIPTION | MATERIAL | PLATING/COLOR |
|--------------|----------------|---------------|
| frame | steel strip | nickel |
| knob | POM (UL94HB) | black |
| base | phenolic resin | natural |
| terminal | brass strip | silver |
| contact clip | brass strip | silver |
| spring plate | steel wire | natural |



Recommended PCB Layout
Top View

REVISION HISTORY

| rev. | description | date |
|------|-----------------------------------|------------|
| 1.0 | initial release | 06/10/2024 |
| 1.01 | CUI Devices rebranded to Same Sky | 09/12/2024 |

The revision history provided is for informational purposes only and is believed to be accurate.



Same Sky offers a one (1) year limited warranty. Complete warranty information is listed on our website.

Same Sky reserves the right to make changes to the product at any time without notice. Information provided by Same Sky is believed to be accurate and reliable. However, no responsibility is assumed by Same Sky for its use, nor for any infringements of patents or other rights of third parties which may result from its use.

Same Sky products are not authorized or warranted for use as critical components in equipment that requires an extremely high level of reliability. A critical component is any component of a life support device or system whose failure to perform can be reasonably expected to cause the failure of the life support device or system, or to affect its safety or effectiveness.

sameskydevices.com