

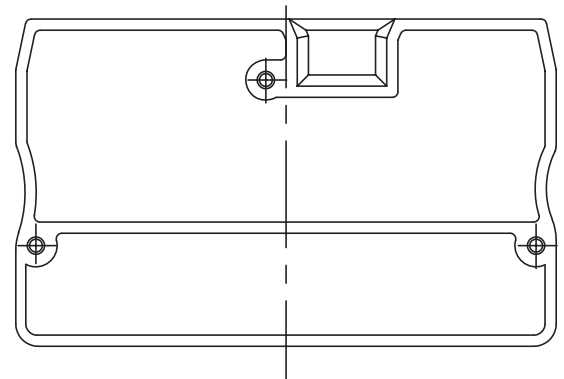
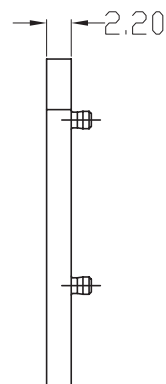
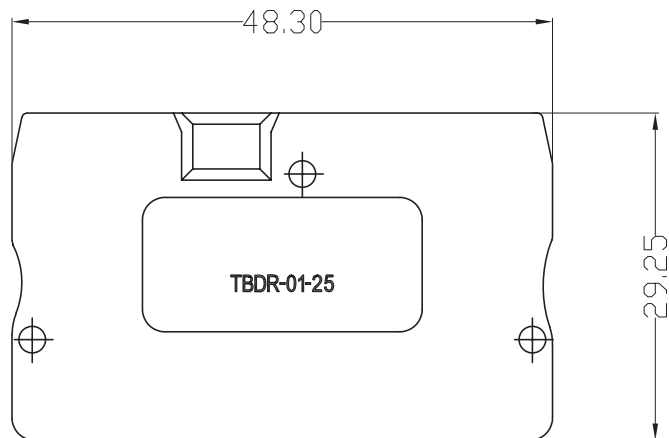
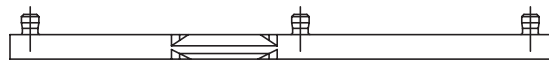
**MODEL:** TBDR-01-25-GY | **DESCRIPTION:** DIN RAIL TERMINAL BLOCK END CAP**FEATURES**

- end cap
- matches with TBDR-05-25-GY, TBDR-06-25-GY

**MECHANICAL DRAWING**

units: mm  
tolerance:  
 $X \leq 6.00$ :  $\pm 0.25$  mm  
 $6.00 < X \leq 30.00$ :  $\pm 0.40$  mm  
 $30.00 < X \leq 60.00$ :  $\pm 0.60$  mm  
 $60.00 < X \leq 150.00$ :  $\pm 1.00$  mm  
unless otherwise noted

DESCRIPTION	MATERIAL	PLATING/COLOR
housing	PA66 (UL94V-0)	gray
temperature	$-40^{\circ}\text{C} \sim +105^{\circ}\text{C}$	



REVISION HISTORY

rev.	description	date
1.0	initial release	11/21/2022
1.01	CUI Devices rebranded to Same Sky	09/12/2024

The revision history provided is for informational purposes only and is believed to be accurate.



Same Sky offers a one (1) year limited warranty. Complete warranty information is listed on our website.

Same Sky reserves the right to make changes to the product at any time without notice. Information provided by Same Sky is believed to be accurate and reliable. However, no responsibility is assumed by Same Sky for its use, nor for any infringements of patents or other rights of third parties which may result from its use.

Same Sky products are not authorized or warranted for use as critical components in equipment that requires an extremely high level of reliability. A critical component is any component of a life support device or system whose failure to perform can be reasonably expected to cause the failure of the life support device or system, or to affect its safety or effectiveness.

**sameskydevices.com**